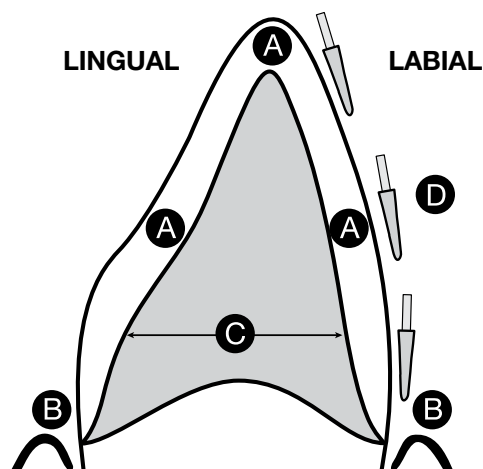


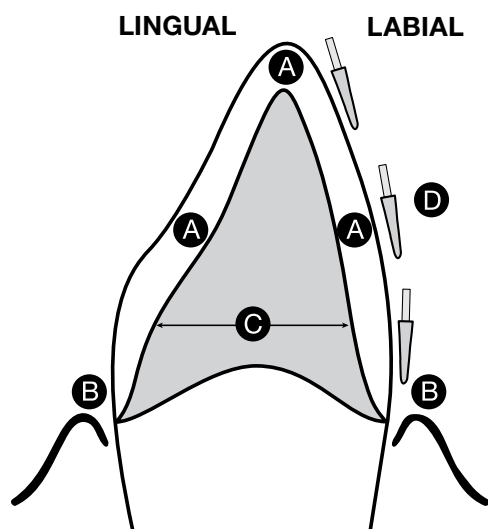
# BruxZir® Esthetic Preparation Guidelines

**NEW!**

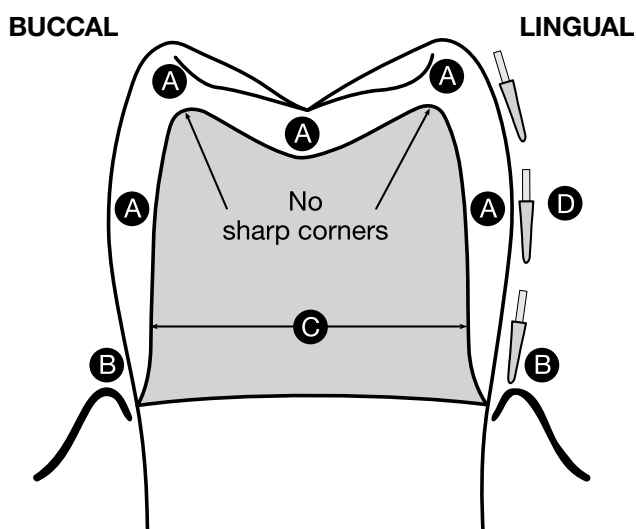


- A. 1.25 mm ideal reduction (0.7 mm minimum)
- B. Chamfer or shoulder margins preferred
- C. Labial and lingual walls must be convergent
- D. Preparation should be cut in three planes

## BruxZir Full-Strength Preparation Guidelines



- A. 1.0 mm ideal reduction (0.6 mm minimum)
- B. Chamfer or shoulder margins preferred.  
Feather-edge OK
- C. Labial and lingual walls must be convergent
- D. Preparation should be cut in three planes



- A. 1.0 mm ideal reduction (0.6 mm minimum)
- B. Chamfer or shoulder margins preferred.  
Feather-edge OK
- C. Buccal and lingual walls must be convergent
- D. Preparation should be cut in three planes

For more information, visit [mx.glidewell dental.com](http://mx.glidewell dental.com)

**Mexico City:**

01-800-212-9080

mail@glidewell dental.mx

**Tijuana:**

01-800-800-7075

mail.tj@glidewell dental.mx



**GLIDEWELL  
LABORATORIOS**